

EndNote X7 for Windows

Download and Installation Instructions

These notes were prepared using Microsoft Windows 7. Procedures for other versions of Windows i.e. Windows XP or Windows 8 may vary.

The most common cause of problems in installing Endnote X7 for Windows is failing to properly extract the files from the ZIP archive. Ensure that you extract the files and save them to the desktop before attempting to install Endnote.

1. Go to the [Endnote Guide](http://uow.libguides.com/content.php?pid=27129&sid=196639) at <http://uow.libguides.com/content.php?pid=27129&sid=196639> click on the Software tab and click on the link Download Endnote X7 for Windows

2. You will be taken to a UOW Library web page that requires you to authenticate with your username and password. Enter your details and click on the **Log in** button.

Log in to access University of Wollongong Library electronic resources

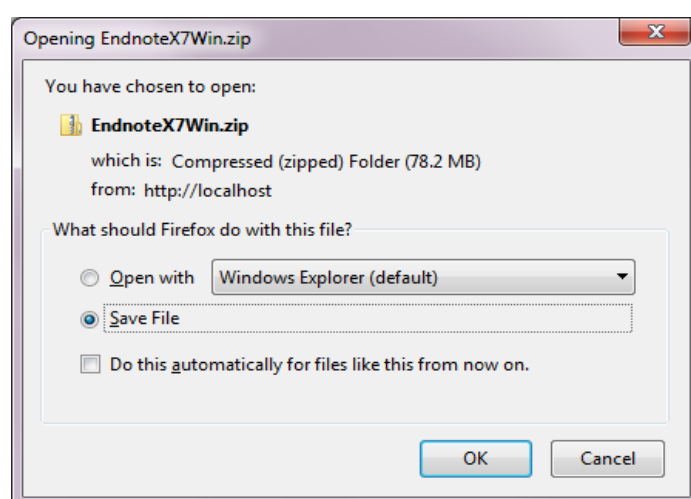
Access is limited to UOW students and staff. [\[Why do I need to log in?\]](#)

- Students: use your SOLS username/password
- Staff: use your staff username/password

Username:

Password:

3. When prompted whether you want to open or save the file, select **Save File**.



4. The file name should show *EndnoteX7Win.zip* Click OK



5. Save the .zip file to the desktop and click **Close**.

6. On the desktop, right-click the *EndnoteX7Win.zip* file and select 'Extract all' to save the files to a folder on the desktop named *endnoteX7Win*.

N.B. You must extract the files from the .zip package before installing Endnote. If you do not extract the files, you will be prompted for a Product Key and you will not be able to install EndNote.

7. On the Desktop, double-click to open the *EndnoteX7Win* folder. This should display two files

- *ENX7Inst.msi*
- *License.dat*

Name	Date modified	Type	Size
 ENX7Inst.msi	23/05/2013 3:45 PM	Windows Installer ...	82,503 KB
 License.dat	28/08/2013 4:03 PM	DAT File	1 KB

8. Double-click the *ENX7Inst.msi* file and follow the prompts to install Endnote X7.

N.B. You must extract the files from the .zip package before double-clicking the ENX7Inst.msi file. If you do not extract the files and save them to the desktop, you will be prompted for a Product Key and you will not be able to install EndNote.

The License.dat file must be in the same folder as the ENX7Inst.msi file